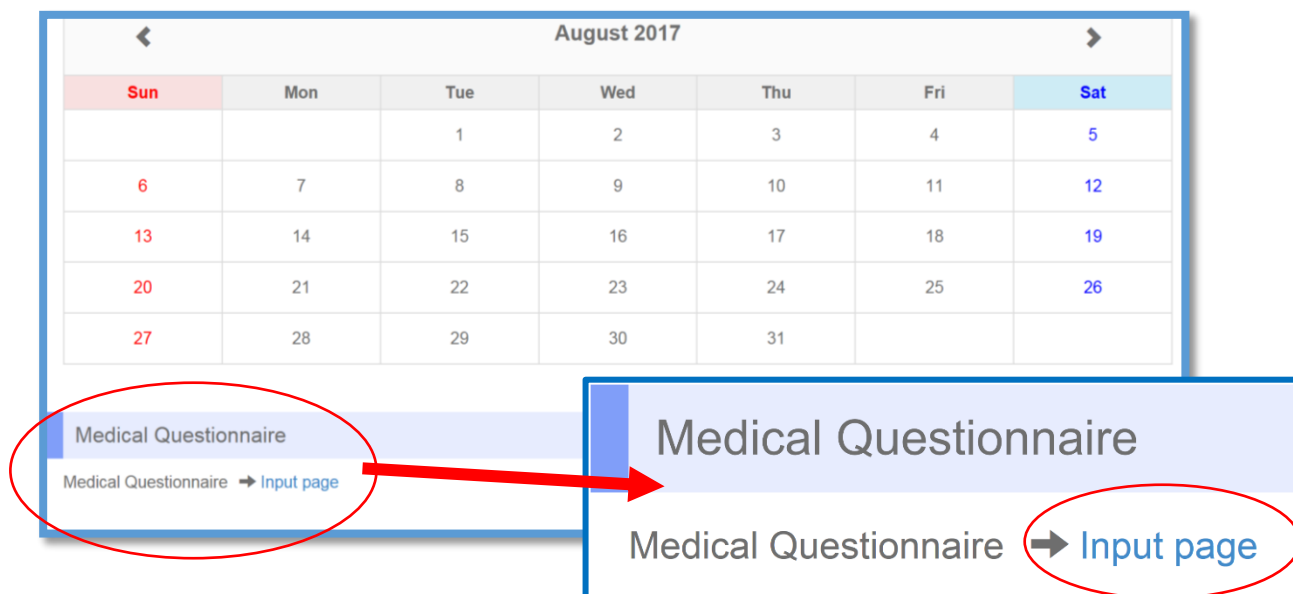


**\*Please complete the medical questionnaire before making a reservation.**

**How to complete the questionnaire**

① A calendar will be displayed when you log in to the reservation site.

You will be taken to the Medical Questionnaire when you click on "input page" towards the bottom of the page beneath the calendar.



The image shows the 'Medical Questionnaire' form. The form has a teal header with the text 'Medical Questionnaire'. Below the header, there are several fields: 'Name \*' (text input), 'Birthday \*' (Year, Month, Day dropdowns), 'Gender \*' (Radio buttons for Male and Female), and 'Phone number' (text input). There are also some instructions and a placeholder for the phone number.

② A QR code will be produced for each questionnaire that has been completed.

Please make sure to print the displayed QR code, and remember to bring it with you on the day of your health examination.

**A:** Regular medical check-ups and Medical Check-up for those “engaged in specified work”

→ **【Medical History】 + 【Lifestyle】** (Two QR codes)


**B:** Special Medical Check-ups

→ **【Medical history】 + 【Lifestyle】 + 【Special Medical Check-ups】** (Three QR codes)


## Sample

A

Medical Questionnaire Number : 28404  
Issued date and time : 2017/07/11 08:49:27  
Medical history Medical Questionnaire




Lifestyle Medical Questionnaire




B


Medical Questionnaire Number : 28405  
Issued date and time : 2017/07/11 08:56:59  
Medical history Medical Questionnaire



Lifestyle Medical Questionnaire



Special Medical Check-up Medical Questionnaire



- \* Completing the online questionnaire does record your entries. The data entered is registered by reading the QR codes at the venues of the medical check-ups.
- \* Your answers cannot be registered unless the QR codes are available, and unnecessary time will be wasted during the check-ups redoing the questionnaire. Please make sure to complete the questionnaire beforehand and to bring the QR codes with you.
- \* Make sure when printing the QR codes that they are in a condition that can be read properly.

Go to reservation & questionnaire

[Click here](#)

\* Please check the enclosed document “予約案内” or “問診案内” for the ID and password required for login.